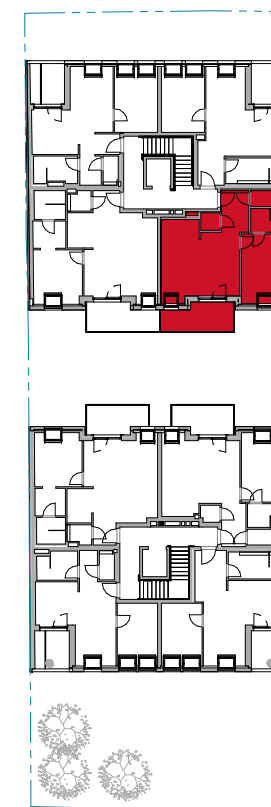


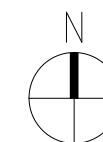
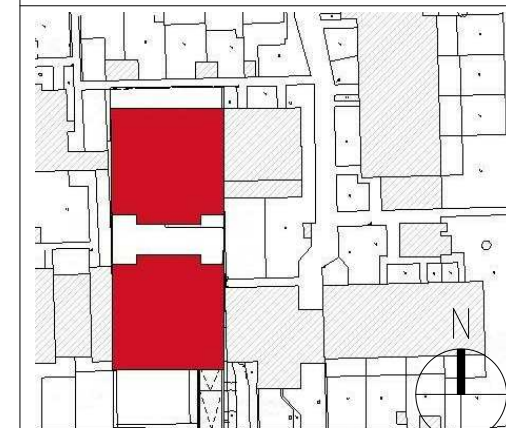


DG1 - Top 2_06

Wohnküche	24,74 m ²
VR	5,00 m ²
WC	1,86 m ²
AR	1,49 m ²
Bad	3,42 m ²
Zimmer	13,18 m ²
	49,68 m ²
Balkon	8,49 m ²
	8,49 m ²



LAGEPLAN



1:50

0 1 2 3 4 5